



13.63C

WHEEL LOADER "Z" LINKAGE



DIESEL ENGINE

6-cylinder in-line engine, supercharged, charge air cooling, common rail injection with electronic control, exhaust gas recirculation, water cooled, dry filtration, diesel oxidation catalyst (DOC), diesel particulate filter (DPF) selective catalytic reduction (SCR). Emissioned according to CEE 97/68 – Stage V/Tier4f.

Type	Deutz TCD 6.1 L6
Max power	135 kW - 184 CV
Rated rpm	2.200
Power ISO/TR 14396	129 kW - 175 CV
Power EEC 80/1269	129 kW - 175 CV
Max torque	lbf ft 553
Bore	in 3.98
Stroke	in 4.96
Displacement	in³ 370



ELECTRICAL SYSTEM

Electrical system	12 Volt
Engin start	24 Volt
Capacity EN 60095-1	100 Ah - 800 A
Alternator rating	100 A
Reverse warning	Standard
Wiring according to	IP 67 DIN 40050



TRANSMISSION

Hydrostatic transmission with automatic power regulation and closed circuit with variable displacement pumps and two motors. Three forward/reverse speed with fully automatic gear shift and single-lever control. Gear box with automatic gears and clutch to disconnect one motor in travelling speed.

Work speed	Forward	Reverse
1 st gear mph	0 ÷ 5	0 ÷ 5
2 nd gear mph	0 ÷ 11	0 ÷ 11
3 rd gear mph	0 ÷ 25	0 ÷ 25



AXLES

Two heavy duty axles with planetary final drivers in each wheel. Rigid drive axle on front chassis section. Oscillation drive axle on rear chassis section up to a total angle of 20°. Transfer gear box transferring movement directly to the rear and to the front axle via a transmission shaft. Self-locking limited slip differential on front, optional on rear axle



BRAKES

Service: hydraulic multi-disc oil brake on each wheel.
Parking: negative hydraulic on rear, electrically applied.



TYRES

Standard	20.5 - R 25
Optional	20.5 - 25 / 620 / 70 R26



STEERING

Servo assisted steering **LOAD SENSING** system with separated pump.

Total steering angle	76°
Inner tyres turning radius	ft in 10' 4"
External turning radius	ft in 18' 3"
External bucket turning radius*	ft in 20' 2"

* Transfer position



HYDRAULIC SYSTEM

Single variable displacement piston pump with power control "P.C.S." for the loader, second gear pump for the steering circuit. Selector switch to control arm movement speed. Modular 2-element control valve. Double acting hydraulic cylinders. Hydraulic oil cooling radiator with fan having a double speed of rotation. Full-flow oil filter on the leakage pipe. Single servo-lever-arm-control with 4-position lifting system and with 3-position bucket system.

Max flow	gpm 48.87
Loader relief valve pressure	psi 4,061
Steering relief valve pressure	psi 3,046
Lift cylinder	in 4.72x29.53
Bucket cylinder	in 5.12x16.85



SERVICE CAPACITIES

Engine	gal 4.1
Front differential	gal 4.4
Rear differential	gal 4.4
Gearbox	gal 1.6
Hydraulic circuit	gal 53
Fuel	gal 82
Water cooling	gal 8
Adblue	gal 5.3



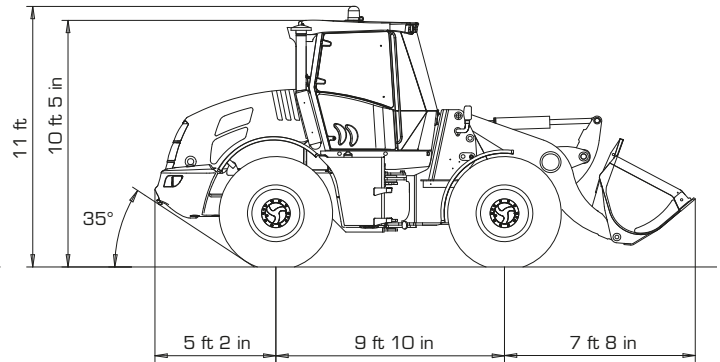
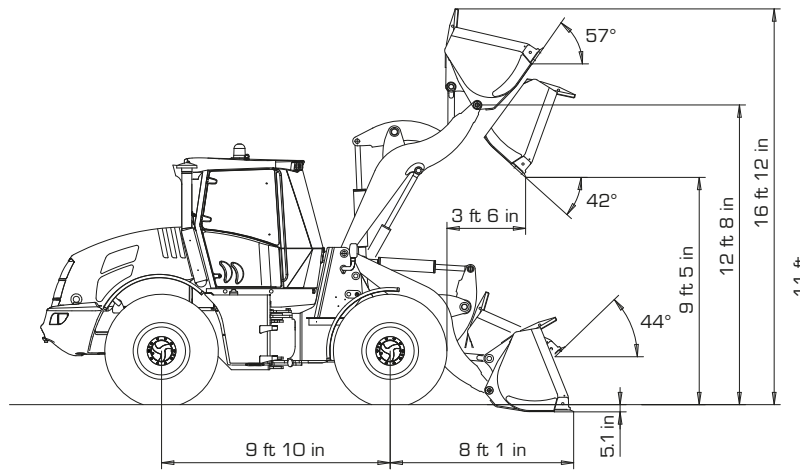
TECHNICAL FEATURES

Standard bucket capacity	yd³ 3.3
Bucket width	ft in 8' 4"
Straight static tipping load	lb 23,810
Full turned 40° tipping load	lb 21,165
Lifting capacity at max height	lb 22,818
Hinge pin height	ft in 12' 8"
Dump height at 42°	ft in 9' 5"
Reach at 42°	ft in 3' 6"
Breakout force	lb 26,455

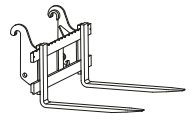


DIMENSIONS & WEIGHTS

Max length in transfer position	ft in 22' 7"
Max width in transfer position	ft in 8' 4"
Max height	ft in 10' 5"
Track width	ft in 6' 1"
Overall tyre width	ft in 7' 10"
Wheel base	ft in 9' 10"
Ground clearance	in 17.7
Standard operating weight	lb 30,203
Max permissible weight	lb 33,753


STANDARD

ROCK

OVERSIZE

FORKS


PERFORMANCE DATA

Full load bucket capacity	yd ³	3.3	2.9	3.9
Bucket width	ft in	8' 4"	8' 4"	8' 4"
Bucket weight	lb	2,094	1,984	2,315
Overall operating weight, fully raised	ft in	16' 12"	16' 9"	17' 2"
Hinge pin height	ft in	12' 8"	12' 8"	12' 8"
Dump angle	°	42°	42°	42°
Dump height	ft in	9' 5"	10' 2"	8' 8"
Dump distance	ft in	3' 6"	3' 3"	4' 2"
Straight tipping load	lb	23,810	24,251	22,928
Full turned tipping load	lb	21,164	21,385	20,283
Breakout force	lb	26,455	28,601	19,070
Total length	ft in	22' 7"	22' 5"	23' 6"
External bucket radius	ft in	20' 2"	20' 1"	20' 4"
Standard operating weight	lb	30,203	30,093	30,424
Forks static tipping load, full turn	lb			15,433
Payload EN 474-3 (80%) [•]	lb			12,346
Payload EN 474-3 (60%) [•]	lb			9,259
Payload DIN 24094 (50%) [•]	lb			7,716

[•] Center of gravity 500 mm

The illustrations on this flyer/leaflet do not necessarily show the product standard version. Data and dimensions described in this flyer/leaflet are not binding. Venieri reserves the right of carrying out possible changes at any time and without previous notice because of its policy of steady development and improvement of the products.



www.venieriamerica.com



Via Piratello, 106 - 48022 Lugo (RA) - ITALIA
 Tel. +39 0545 904411 - Fax +39 0545 30389
 e-mail: info@vf-venieri.com www.vf-venieri.com

SPARE PARTS

Tel. +39 0545 904429 - Fax +39 0545 24555
 e-mail: spareparts@vf-venieri.com